




**Central Line-Associated Bloodstream Infection (CLABSI) Statewide Consumer Report**  
**Reportable Period: January 1, 2024 - December 31, 2024**

LEGEND								
	Fewer events ( <b>better</b> ) than predicted based on the national experience *	=	About the <b>same</b> number of events as predicted based on the national experience *		More events ( <b>worse</b> ) than predicted based on the national experience *	<b>No Conclusion</b>	When the number of predicted events is less than 1, no conclusion can be made	 Congratulations on achieving <b>ZERO</b> infections!
*National experience contains data from 2015 for Central Line-Associated Bloodstream Infection (CLABSI) Events								

**Central Line-Associated Bloodstream Infection (CLABSI) Consumer Report by Facility and Unit Type**

*Illinois collects CLABSI data from adult and pediatric intensive care units (ICUs), and neonatal ICUs (NICUs). Only those unit types from which data have been reported and/or that are present in the facility will be shown in the following summary tables*

**Central Line-Associated Bloodstream Infection (CLABSI) Statewide Consumer Report**  
**Reportable Period: January 1, 2024 - December 31, 2024**

***Adult Burn Intensive Care Unit***

		Number of Events		
Hospital Name	Hospital City	Observed	Predicted	How Does This Facility Compare to the National Experience?
JOHN H STROGER JR HOSPITAL OF COOK COUNTY	CHICAGO	1	2.2	= Same
LOYOLA UNIVERSITY MEDICAL CENTER	MAYWOOD	2	5.0	= Same
UCHICAGO MEDICINE	CHICAGO	0	1.8	☆ ZERO Infections

**Central Line-Associated Bloodstream Infection (CLABSI) Statewide Consumer Report**  
**Reportable Period: January 1, 2024 - December 31, 2024**

***Adult Medical Cardiac Intensive Care Unit***

		Number of Events		
Hospital Name	Hospital City	Observed	Predicted	How Does This Facility Compare to the National Experience?
JOHN H STROGER JR HOSPITAL OF COOK COUNTY	CHICAGO	0	Less than 1.0	☆ ZERO Infections
NORTHWESTERN MEMORIAL HOSPITAL	CHICAGO	3	2.7	= Same
RUSH UNIVERSITY MEDICAL CENTER	CHICAGO	1	4.5	= Same
UCHICAGO MEDICINE INGALLS MEMORIAL	HARVEY	0	Less than 1.0	☆ ZERO Infections

**Central Line-Associated Bloodstream Infection (CLABSI) Statewide Consumer Report**  
**Reportable Period: January 1, 2024 - December 31, 2024**

***Adult Medical Intensive Care Unit***

Hospital Name	Hospital City	Number of Events		How Does This Facility Compare to the National Experience?
		Observed	Predicted	
ADVOCATE CHRIST MEDICAL CENTER	OAK LAWN	3	4.5	= Same
ADVOCATE GOOD SHEPHERD HOSPITAL	BARRINGTON	0	Less than 1.0	☆ ZERO Infections
ADVOCATE ILLINOIS MASONIC MEDICAL CENTER	CHICAGO	0	1.0	☆ ZERO Infections
ADVOCATE LUTHERAN GENERAL HOSPITAL	PARK RIDGE	6	3.7	= Same
CROSSROADS COMMUNITY HOSPITAL	MOUNT VERNON	0	Less than 1.0	☆ ZERO Infections
ENDEAVOR EDWARD HOSPITAL	NAPERVILLE	1	1.8	= Same
GIBSON AREA HOSPITAL & HEALTH SERVICES	GIBSON CITY	0	Less than 1.0	☆ ZERO Infections
HOLY CROSS HOSPITAL	CHICAGO	1	Less than 1.0	No Conclusion
HUMBOLDT PARK HEALTH	CHICAGO	1	1.7	= Same
INSIGHT HOSPITAL & MEDICAL CENTER	CHICAGO	1	Less than 1.0	No Conclusion
JOHN H STROGER JR HOSPITAL OF COOK COUNTY	CHICAGO	3	2.0	= Same
LOYOLA UNIVERSITY MEDICAL CENTER	MAYWOOD	7	4.3	= Same
MEMORIAL HOSPITAL	CHESTER	0	Less than 1.0	☆ ZERO Infections
MERCY HEALTH HOSPITAL AND MEDICAL CENTER - CRYSTAL LAKE	CRYSTAL LAKE	0	Less than 1.0	☆ ZERO Infections
MOUNT SINAI HOSPITAL	CHICAGO	5	2.1	= Same
NORTHWESTERN MEMORIAL HOSPITAL	CHICAGO	10	7.7	= Same
OSF SAINT FRANCIS MEDICAL CENTER	PEORIA	2	2.2	= Same
PROVIDENT HOSPITAL OF COOK COUNTY	CHICAGO	0	Less than 1.0	☆ ZERO Infections

**Central Line-Associated Bloodstream Infection (CLABSI) Statewide Consumer Report**  
**Reportable Period: January 1, 2024 - December 31, 2024**

***Adult Medical Intensive Care Unit***

		Number of Events		
Hospital Name	Hospital City	Observed	Predicted	How Does This Facility Compare to the National Experience?
RUSH UNIVERSITY MEDICAL CENTER	CHICAGO	3	4.2	= Same
SAINT ANTHONY HOSPITAL	CHICAGO	0	Less than 1.0	☆ ZERO Infections
SAINT MARY'S - KANKAKEE	KANKAKEE	0	Less than 1.0	☆ ZERO Infections
SOUTH SHORE HOSPITAL	CHICAGO	3	Less than 1.0	No Conclusion
SPRINGFIELD MEMORIAL HOSPITAL	SPRINGFIELD	3	1.4	= Same
THE LORETTO HOSPITAL	CHICAGO	0	Less than 1.0	☆ ZERO Infections
UCHICAGO MEDICINE	CHICAGO	0	1.4	☆ ZERO Infections
UCHICAGO MEDICINE	CHICAGO	1	2.0	= Same
UCHICAGO MEDICINE	CHICAGO	3	2.0	= Same
UNITYPOINT HEALTH - TRINITY ROCK ISLAND	ROCK ISLAND	1	1.0	= Same
UW HEALTH SWEDISHAMERICAN HOSPITAL	ROCKFORD	3	3.0	= Same

**Central Line-Associated Bloodstream Infection (CLABSI) Statewide Consumer Report**  
**Reportable Period: January 1, 2024 - December 31, 2024**

***Adult Medical/Surgical Intensive Care Unit***

Hospital Name	Hospital City	Number of Events		How Does This Facility Compare to the National Experience?
		Observed	Predicted	
ADVOCATE CONDELL MEDICAL CENTER	LIBERTYVILLE	4	2.5	= Same
ADVOCATE GOOD SAMARITAN HOSPITAL	DOWNERS GROVE	2	2.6	= Same
ADVOCATE GOOD SHEPHERD HOSPITAL	BARRINGTON	0	Less than 1.0	☆ ZERO Infections
ADVOCATE SHERMAN HOSPITAL	ELGIN	1	1.2	= Same
ADVOCATE SOUTH SUBURBAN HOSPITAL	HAZEL CREST	0	1.2	☆ ZERO Infections
ADVOCATE TRINITY HOSPITAL	CHICAGO	0	Less than 1.0	☆ ZERO Infections
ALTON MEMORIAL HOSPITAL	ALTON	0	1.1	☆ ZERO Infections
ANDERSON HOSPITAL	MARYVILLE	0	Less than 1.0	☆ ZERO Infections
ASCENSION ALEXIAN BROTHERS	ELK GROVE VILLAGE	0	1.2	☆ ZERO Infections
ASCENSION SAINT ALEXIUS	HOFFMAN ESTATES	0	Less than 1.0	☆ ZERO Infections
BLESSING HOSPITAL	QUINCY	3	1.4	= Same
CARLE BROMENN MEDICAL CENTER	NORMAL	0	Less than 1.0	☆ ZERO Infections
CARLE FOUNDATION HOSPITAL	URBANA	3	2.3	= Same
CARLE RICHLAND MEMORIAL	OLNEY	0	Less than 1.0	☆ ZERO Infections
CGH MEDICAL CENTER	STERLING	1	Less than 1.0	No Conclusion
COMMUNITY FIRST MEDICAL CENTER	CHICAGO	1	1.6	= Same
DECATUR MEMORIAL HOSPITAL	DECATUR	1	1.0	= Same
ENDEAVOR EDWARD HOSPITAL	NAPERVILLE	0	1.5	☆ ZERO Infections

**Central Line-Associated Bloodstream Infection (CLABSI) Statewide Consumer Report**  
**Reportable Period: January 1, 2024 - December 31, 2024**

***Adult Medical/Surgical Intensive Care Unit***

		Number of Events		How Does This Facility Compare to the National Experience?
Hospital Name	Hospital City	Observed	Predicted	
ENDEAVOR EDWARD HOSPITAL	NAPERVILLE	0	Less than 1.0	☆ ZERO Infections
ENDEAVOR ELMHURST HOSPITAL	ELMHURST	0	3.4	☆ ZERO Infections
ENDEAVOR EVANSTON HOSPITAL	EVANSTON	3	3.3	= Same
ENDEAVOR GLENBROOK HOSPITAL	GLENVIEW	1	1.6	= Same
ENDEAVOR HIGHLAND PARK HOSPITAL	HIGHLAND PARK	0	1.2	☆ ZERO Infections
ENDEAVOR NORTHWEST COMMUNITY HOSPITAL	ARLINGTON HEIGHTS	1	2.2	= Same
ENDEAVOR SWEDISH HOSPITAL	CHICAGO	2	1.8	= Same
FAIRFIELD MEMORIAL HOSPITAL	FAIRFIELD	0	Less than 1.0	☆ ZERO Infections
FHN MEMORIAL HOSPITAL	FREEPORT	0	Less than 1.0	☆ ZERO Infections
FHN MEMORIAL HOSPITAL	FREEPORT	0	Less than 1.0	☆ ZERO Infections
FRANCISCAN HEALTH - OLYMPIA FIELDS	OLYMPIA FIELDS	1	1.8	= Same
GATEWAY REGIONAL MEDICAL CENTER	GRANITE CITY	0	Less than 1.0	☆ ZERO Infections
GENESIS MEDICAL CENTER-SILVIS	SILVIS	0	Less than 1.0	☆ ZERO Infections
GRAHAM HOSPITAL	CANTON	0	Less than 1.0	☆ ZERO Infections
HAMMOND-HENRY HOSPITAL	GENESEO	0	Less than 1.0	☆ ZERO Infections
HEARTLAND REGIONAL MEDICAL CENTER	MARION	0	Less than 1.0	☆ ZERO Infections
HERRIN HOSPITAL	HERRIN	1	Less than 1.0	No Conclusion
HOPEDALE MEDICAL COMPLEX	HOPEDALE	0	Less than 1.0	☆ ZERO Infections

**Central Line-Associated Bloodstream Infection (CLABSI) Statewide Consumer Report**  
**Reportable Period: January 1, 2024 - December 31, 2024**

***Adult Medical/Surgical Intensive Care Unit***

		Number of Events		How Does This Facility Compare to the National Experience?
Hospital Name	Hospital City	Observed	Predicted	
HSHS ST. ANTHONY'S MEMORIAL HOSPITAL	EFFINGHAM	0	Less than 1.0	☆ ZERO Infections
HSHS ST. ELIZABETH'S HOSPITAL	O'FALLON	1	2.5	= Same
HSHS ST. FRANCIS HOSPITAL	LITCHFIELD	0	Less than 1.0	☆ ZERO Infections
HSHS ST. JOHN'S HOSPITAL	SPRINGFIELD	1	1.8	= Same
HSHS ST. JOHN'S HOSPITAL	SPRINGFIELD	0	2.0	☆ ZERO Infections
HSHS ST. JOHN'S HOSPITAL	SPRINGFIELD	0	Less than 1.0	☆ ZERO Infections
HSHS ST. MARY'S HOSPITAL	DECATUR	0	Less than 1.0	☆ ZERO Infections
IROQUOIS MEMORIAL HOSPITAL	WATSEKA	0	Less than 1.0	☆ ZERO Infections
JACKSON PARK HOSPITAL & MEDICAL CENTER	CHICAGO	1	Less than 1.0	No Conclusion
JACKSONVILLE MEMORIAL HOSPITAL	JACKSONVILLE	0	Less than 1.0	☆ ZERO Infections
JERSEY COMMUNITY HOSPITAL	JERSEYVILLE	0	Less than 1.0	☆ ZERO Infections
KATHERINE SHAW BETHEA HOSPITAL	DIXON	0	Less than 1.0	☆ ZERO Infections
LOYOLA GOTTLIEB MEMORIAL HOSPITAL	MELROSE PARK	0	2.0	☆ ZERO Infections
LOYOLA MACNEAL HOSPITAL	BERWYN	0	2.2	☆ ZERO Infections
MCDONOUGH DISTRICT HOSPITAL	MACOMB	0	Less than 1.0	☆ ZERO Infections
MEMORIAL HOSPITAL BELLEVILLE	BELLEVILLE	1	1.5	= Same
MEMORIAL HOSPITAL OF CARBONDALE	CARBONDALE	2	3.1	= Same
MEMORIAL HOSPITAL SHILOH	SHILOH	0	Less than 1.0	☆ ZERO Infections



**Central Line-Associated Bloodstream Infection (CLABSI) Statewide Consumer Report**  
**Reportable Period: January 1, 2024 - December 31, 2024**

***Adult Medical/Surgical Intensive Care Unit***

		Number of Events		How Does This Facility Compare to the National Experience?
Hospital Name	Hospital City	Observed	Predicted	
MERCY MEDICAL CENTER	AURORA	1	Less than 1.0	No Conclusion
MERCYHEALTH HOSPITAL AND MEDICAL CENTER-HARVARD	HARVARD	0	Less than 1.0	☆ ZERO Infections
MERCYHEALTH JAVON BEA HOSPITAL-RIVERSIDE BLVD CAMPUS	ROCKFORD	4	2.2	= Same
MORRIS HOSPITAL & HEALTHCARE CENTERS	MORRIS	0	Less than 1.0	☆ ZERO Infections
NORTHWESTERN MEDICINE CENTRAL DUPAGE HOSPITAL	WINFIELD	0	1.8	☆ ZERO Infections
NORTHWESTERN MEDICINE HUNTLEY HOSPITAL	HUNTLEY	0	Less than 1.0	☆ ZERO Infections
NORTHWESTERN MEDICINE KISHWAUKEE HOSPITAL	DEKALB	1	Less than 1.0	No Conclusion
NORTHWESTERN MEDICINE MCHENRY HOSPITAL	MCHENRY	1	1.7	= Same
NORTHWESTERN MEDICINE PALOS HOSPITAL	PALOS HEIGHTS	1	2.7	= Same
NORTHWESTERN MEDICINE VALLEY WEST HOSPITAL	SANDWICH	0	Less than 1.0	☆ ZERO Infections
OSF HEART OF MARY MEDICAL CENTER	URBANA	1	Less than 1.0	No Conclusion
OSF LITTLE COMPANY OF MARY MEDICAL CENTER	EVERGREEN PARK	0	1.9	☆ ZERO Infections
OSF SACRED HEART MEDICAL CENTER	DANVILLE	0	Less than 1.0	☆ ZERO Infections
OSF SAINT ANTHONY MEDICAL CENTER	ROCKFORD	0	1.9	☆ ZERO Infections
OSF SAINT ANTHONY MEDICAL CENTER	ROCKFORD	1	3.0	= Same
OSF SAINT ANTHONY MEDICAL CENTER	ROCKFORD	1	1.1	= Same
OSF SAINT ANTHONY'S HEALTH CENTER	ALTON	1	Less than 1.0	No Conclusion
OSF SAINT CLARE MEDICAL CENTER	PRINCETON	0	Less than 1.0	☆ ZERO Infections

**Central Line-Associated Bloodstream Infection (CLABSI) Statewide Consumer Report**  
**Reportable Period: January 1, 2024 - December 31, 2024**

***Adult Medical/Surgical Intensive Care Unit***

		Number of Events		How Does This Facility Compare to the National Experience?
Hospital Name	Hospital City	Observed	Predicted	
OSF SAINT ELIZABETH MEDICAL CENTER	OTTAWA	0	Less than 1.0	☆ ZERO Infections
OSF SAINT JAMES-JOHN W ALBRECHT MEDICAL CENTER	PONTIAC	0	Less than 1.0	☆ ZERO Infections
OSF SAINT LUKE MEDICAL CENTER	KEWANEE	0	Less than 1.0	☆ ZERO Infections
OSF SAINT PAUL MEDICAL CENTER	MENDOTA	0	Less than 1.0	☆ ZERO Infections
OSF ST. JOSEPH MEDICAL CENTER	BLOOMINGTON	0	1.2	☆ ZERO Infections
OSF ST. MARY MEDICAL CENTER	GALESBURG	1	Less than 1.0	No Conclusion
RESURRECTION MEDICAL CENTER	CHICAGO	0	1.1	☆ ZERO Infections
RIVERSIDE MEDICAL CENTER	KANKAKEE	1	1.7	= Same
ROSELAND COMMUNITY HOSPITAL	CHICAGO	0	Less than 1.0	☆ ZERO Infections
RUSH COPLEY MEDICAL CENTER	AURORA	2	2.2	= Same
RUSH OAK PARK HOSPITAL	OAK PARK	1	Less than 1.0	No Conclusion
SAINT FRANCIS HOSPITAL	EVANSTON	0	Less than 1.0	☆ ZERO Infections
SAINT JOSEPH - ELGIN	ELGIN	0	Less than 1.0	☆ ZERO Infections
SAINT JOSEPH - JOLIET	JOLIET	3	Less than 1.0	No Conclusion
SAINT JOSEPH - JOLIET	JOLIET	0	Less than 1.0	☆ ZERO Infections
SAINT MARY OF NAZARETH HOSPITAL	CHICAGO	0	Less than 1.0	☆ ZERO Infections
SALEM TOWNSHIP HOSPITAL	SALEM	0	Less than 1.0	☆ ZERO Infections
SARAH BUSH LINCOLN HEALTH CENTER	MATTOON	2	Less than 1.0	No Conclusion

**Central Line-Associated Bloodstream Infection (CLABSI) Statewide Consumer Report**  
**Reportable Period: January 1, 2024 - December 31, 2024**

***Adult Medical/Surgical Intensive Care Unit***

		Number of Events		How Does This Facility Compare to the National Experience?
Hospital Name	Hospital City	Observed	Predicted	
SILVER CROSS HOSPITAL	NEW LENOX	0	1.7	☆ ZERO Infections
SSM HEALTH GOOD SAMARITAN HOSPITAL	MOUNT VERNON	1	1.0	= Same
SSM HEALTH ST MARY'S HOSPITAL	CENTRALIA	0	Less than 1.0	☆ ZERO Infections
ST. BERNARD HOSPITAL & HEALTH CARE CENTER	CHICAGO	0	1.1	☆ ZERO Infections
THOREK MEMORIAL HOSPITAL	CHICAGO	0	Less than 1.0	☆ ZERO Infections
THOREK MEMORIAL HOSPITAL - ANDERSONVILLE	CHICAGO	0	Less than 1.0	☆ ZERO Infections
TOUCHETTE REGIONAL HOSPITAL	CENTREVILLE	0	Less than 1.0	☆ ZERO Infections
UCHICAGO MEDICINE ADVENTHEALTH BOLINGBROOK	BOLINGBROOK	0	Less than 1.0	☆ ZERO Infections
UCHICAGO MEDICINE ADVENTHEALTH GLENOAKS	GLENDAL HEIGHTS	0	Less than 1.0	☆ ZERO Infections
UCHICAGO MEDICINE ADVENTHEALTH HINSDALE	HINSDALE	4	1.8	= Same
UCHICAGO MEDICINE ADVENTHEALTH LA GRANGE	LA GRANGE	0	1.0	☆ ZERO Infections
UCHICAGO MEDICINE INGALLS MEMORIAL	HARVEY	0	Less than 1.0	☆ ZERO Infections
UCHICAGO MEDICINE INGALLS MEMORIAL	HARVEY	0	Less than 1.0	☆ ZERO Infections
UI HEALTH	CHICAGO	4	4.0	= Same
VISTA MEDICAL CENTER EAST	WAUKEGAN	1	1.6	= Same
WEISS MEMORIAL HOSPITAL	CHICAGO	1	1.1	= Same
WEST SUBURBAN MEDICAL CENTER	OAK PARK	3	1.8	= Same

**Central Line-Associated Bloodstream Infection (CLABSI) Statewide Consumer Report**  
**Reportable Period: January 1, 2024 - December 31, 2024**

***Adult Neurologic Intensive Care Unit***

		Number of Events		
Hospital Name	Hospital City	Observed	Predicted	How Does This Facility Compare to the National Experience?
ADVOCATE CHRIST MEDICAL CENTER	OAK LAWN	0	1.6	☆ ZERO Infections
ADVOCATE CHRIST MEDICAL CENTER	OAK LAWN	0	1.6	☆ ZERO Infections
ADVOCATE LUTHERAN GENERAL HOSPITAL	PARK RIDGE	0	1.0	☆ ZERO Infections
ADVOCATE LUTHERAN GENERAL HOSPITAL	PARK RIDGE	0	1.0	☆ ZERO Infections
LOYOLA UNIVERSITY MEDICAL CENTER	MAYWOOD	1	1.6	= Same
NORTHWESTERN MEDICINE CENTRAL DUPAGE HOSPITAL	WINFIELD	0	Less than 1.0	☆ ZERO Infections
OSF SAINT FRANCIS MEDICAL CENTER	PEORIA	0	Less than 1.0	☆ ZERO Infections

**Central Line-Associated Bloodstream Infection (CLABSI) Statewide Consumer Report**  
**Reportable Period: January 1, 2024 - December 31, 2024**

***Adult Neurosurgical Intensive Care Unit***

		Number of Events		
Hospital Name	Hospital City	Observed	Predicted	How Does This Facility Compare to the National Experience?
JOHN H STROGER JR HOSPITAL OF COOK COUNTY	CHICAGO	0	Less than 1.0	☆ ZERO Infections
NORTHWESTERN MEMORIAL HOSPITAL	CHICAGO	0	1.9	☆ ZERO Infections
RUSH UNIVERSITY MEDICAL CENTER	CHICAGO	1	1.3	= Same
UCHICAGO MEDICINE	CHICAGO	1	1.2	= Same
UI HEALTH	CHICAGO	3	3.4	= Same

**Central Line-Associated Bloodstream Infection (CLABSI) Statewide Consumer Report**  
**Reportable Period: January 1, 2024 - December 31, 2024**

***Adult Cardiothoracic Intensive Care Unit***

		Number of Events		
Hospital Name	Hospital City	Observed	Predicted	How Does This Facility Compare to the National Experience?
ADVOCATE CHRIST MEDICAL CENTER	OAK LAWN	4	6.6	= Same
BLESSING HOSPITAL	QUINCY	2	Less than 1.0	No Conclusion
CARLE FOUNDATION HOSPITAL	URBANA	3	3.3	= Same
CARLE HEALTH METHODIST HOSPITAL	PEORIA	0	1.4	☆ ZERO Infections
ENDEAVOR GLENBROOK HOSPITAL	GLENVIEW	0	1.0	☆ ZERO Infections
HSHS ST. JOHN'S HOSPITAL	SPRINGFIELD	1	4.1	= Same
LOYOLA UNIVERSITY MEDICAL CENTER	MAYWOOD	2	5.0	= Same
LOYOLA UNIVERSITY MEDICAL CENTER	MAYWOOD	3	2.8	= Same
NORTHWESTERN MEDICINE CENTRAL DUPAGE HOSPITAL	WINFIELD	2	1.7	= Same
NORTHWESTERN MEMORIAL HOSPITAL	CHICAGO	10	6.8	= Same
OSF SAINT FRANCIS MEDICAL CENTER	PEORIA	1	3.0	= Same
SPRINGFIELD MEMORIAL HOSPITAL	SPRINGFIELD	0	1.4	☆ ZERO Infections
UCHICAGO MEDICINE	CHICAGO	2	8.2	★ Better

**Central Line-Associated Bloodstream Infection (CLABSI) Statewide Consumer Report**  
**Reportable Period: January 1, 2024 - December 31, 2024**

***Adult Surgical Intensive Care Unit***

		Number of Events		
Hospital Name	Hospital City	Observed	Predicted	How Does This Facility Compare to the National Experience?
ADVOCATE CHRIST MEDICAL CENTER	OAK LAWN	9	6.0	= Same
ADVOCATE ILLINOIS MASONIC MEDICAL CENTER	CHICAGO	3	1.5	= Same
ADVOCATE LUTHERAN GENERAL HOSPITAL	PARK RIDGE	1	1.9	= Same
CARLE HEALTH METHODIST HOSPITAL	PEORIA	0	Less than 1.0	☆ ZERO Infections
JOHN H STROGER JR HOSPITAL OF COOK COUNTY	CHICAGO	0	1.9	☆ ZERO Infections
LOYOLA UNIVERSITY MEDICAL CENTER	MAYWOOD	3	4.9	= Same
MOUNT SINAI HOSPITAL	CHICAGO	11	1.4	✗ Worse
NORTHWESTERN MEMORIAL HOSPITAL	CHICAGO	1	3.9	= Same
OSF SAINT FRANCIS MEDICAL CENTER	PEORIA	2	1.3	= Same
RUSH UNIVERSITY MEDICAL CENTER	CHICAGO	3	4.6	= Same
SAINT MARY'S - KANKAKEE	KANKAKEE	0	Less than 1.0	☆ ZERO Infections
SPRINGFIELD MEMORIAL HOSPITAL	SPRINGFIELD	2	1.1	= Same
SPRINGFIELD MEMORIAL HOSPITAL	SPRINGFIELD	5	1.3	✗ Worse
UCHICAGO MEDICINE	CHICAGO	3	3.3	= Same
UNITYPOINT HEALTH - TRINITY ROCK ISLAND	ROCK ISLAND	0	Less than 1.0	☆ ZERO Infections

Central Line-Associated Bloodstream Infection (CLABSI) Statewide Consumer Report  
Reportable Period: January 1, 2024 - December 31, 2024

*Adult Trauma Intensive Care Unit*

		Number of Events		
Hospital Name	Hospital City	Observed	Predicted	How Does This Facility Compare to the National Experience?
ADVOCATE CHRIST MEDICAL CENTER	OAK LAWN	2	2.8	= Same
JOHN H STROGER JR HOSPITAL OF COOK COUNTY	CHICAGO	0	1.3	☆ ZERO Infections



**Central Line-Associated Bloodstream Infection (CLABSI) Statewide Consumer Report**  
**Reportable Period: January 1, 2024 - December 31, 2024**

***Neonatal Intensive Care Unit - Level II/III***

		Number of Events		How Does This Facility Compare to the National Experience?
Hospital Name	Hospital City	Observed	Predicted	
ADVOCATE GOOD SAMARITAN HOSPITAL	DOWNERS GROVE	0	Less than 1.0	☆ ZERO Infections
ADVOCATE ILLINOIS MASONIC MEDICAL CENTER	CHICAGO	0	Less than 1.0	☆ ZERO Infections
CARLE FOUNDATION HOSPITAL	URBANA	0	3.0	☆ ZERO Infections
ENDEAVOR EVANSTON HOSPITAL	EVANSTON	3	2.2	= Same
HSBS ST. JOHN'S HOSPITAL	SPRINGFIELD	4	1.6	= Same
JOHN H STROGER JR HOSPITAL OF COOK COUNTY	CHICAGO	0	1.8	☆ ZERO Infections
LOYOLA UNIVERSITY MEDICAL CENTER	MAYWOOD	0	1.7	☆ ZERO Infections
MOUNT SINAI HOSPITAL	CHICAGO	0	Less than 1.0	☆ ZERO Infections
NORTHWESTERN MEMORIAL HOSPITAL	CHICAGO	0	2.3	☆ ZERO Infections
OSF SAINT FRANCIS MEDICAL CENTER	PEORIA	3	3.6	= Same
RUSH UNIVERSITY MEDICAL CENTER	CHICAGO	1	2.8	= Same
SILVER CROSS HOSPITAL	NEW LENOX	2	1.2	= Same
UCHICAGO MEDICINE	CHICAGO	3	6.8	= Same
UCHICAGO MEDICINE ADVENTHEALTH HINSDALE	HINSDALE	1	1.3	= Same
UI HEALTH	CHICAGO	0	2.4	☆ ZERO Infections
UW HEALTH SWEDISHAMERICAN HOSPITAL	ROCKFORD	2	1.1	= Same

**Central Line-Associated Bloodstream Infection (CLABSI) Statewide Consumer Report**  
**Reportable Period: January 1, 2024 - December 31, 2024**

***Neonatal Intensive Care Unit - Level III***

		Number of Events		How Does This Facility Compare to the National Experience?
Hospital Name	Hospital City	Observed	Predicted	
ASCENSION SAINT ALEXIUS	HOFFMAN ESTATES	0	Less than 1.0	☆ ZERO Infections
ASCENSION SAINT JOSEPH - CHICAGO	CHICAGO	0	Less than 1.0	☆ ZERO Infections
CARLE FOUNDATION HOSPITAL	URBANA	0	Less than 1.0	☆ ZERO Infections
CARLE FOUNDATION HOSPITAL	URBANA	0	Less than 1.0	☆ ZERO Infections
ENDEAVOR EDWARD HOSPITAL	NAPERVILLE	1	2.0	= Same
ENDEAVOR ELMHURST HOSPITAL	ELMHURST	0	Less than 1.0	☆ ZERO Infections
ENDEAVOR NORTHWEST COMMUNITY HOSPITAL	ARLINGTON HEIGHTS	0	Less than 1.0	☆ ZERO Infections
FRANCISCAN HEALTH - OLYMPIA FIELDS	OLYMPIA FIELDS	0	Less than 1.0	☆ ZERO Infections
MEMORIAL HOSPITAL OF CARBONDALE	CARBONDALE	0	Less than 1.0	☆ ZERO Infections
MEMORIAL HOSPITAL SHILOH	SHILOH	0	Less than 1.0	☆ ZERO Infections
OSF LITTLE COMPANY OF MARY MEDICAL CENTER	EVERGREEN PARK	0	Less than 1.0	☆ ZERO Infections
RESURRECTION MEDICAL CENTER	CHICAGO	0	Less than 1.0	☆ ZERO Infections
RUSH COPLEY MEDICAL CENTER	AURORA	0	Less than 1.0	☆ ZERO Infections
SAINT JOSEPH - JOLIET	JOLIET	0	Less than 1.0	☆ ZERO Infections
SAINT MARY OF NAZARETH HOSPITAL	CHICAGO	0	Less than 1.0	☆ ZERO Infections
UCHICAGO MEDICINE	CHICAGO	0	Less than 1.0	☆ ZERO Infections
UCHICAGO MEDICINE	CHICAGO	0	Less than 1.0	☆ ZERO Infections

Central Line-Associated Bloodstream Infection (CLABSI) Statewide Consumer Report  
Reportable Period: January 1, 2024 - December 31, 2024

Neonatal Intensive Care Unit - Level III

		Number of Events		
Hospital Name	Hospital City	Observed	Predicted	How Does This Facility Compare to the National Experience?
UCHICAGO MEDICINE INGALLS MEMORIAL	HARVEY	0	Less than 1.0	☆ ZERO Infections
UNITYPOINT HEALTH - TRINITY MOLINE	MOLINE	0	Less than 1.0	☆ ZERO Infections

Central Line-Associated Bloodstream Infection (CLABSI) Statewide Consumer Report  
Reportable Period: January 1, 2024 - December 31, 2024

*Pediatric Cardiothoracic Intensive Care Unit*

		Number of Events		
Hospital Name	Hospital City	Observed	Predicted	How Does This Facility Compare to the National Experience?
ADVOCATE CHRIST MEDICAL CENTER	OAK LAWN	4	5.5	= Same
ANN & ROBERT H LURIE CHILDREN'S HOSPITAL OF CHICAGO	CHICAGO	8	14.6	= Same

Central Line-Associated Bloodstream Infection (CLABSI) Statewide Consumer Report  
Reportable Period: January 1, 2024 - December 31, 2024

Pediatric Medical Intensive Care Unit

		Number of Events		
Hospital Name	Hospital City	Observed	Predicted	How Does This Facility Compare to the National Experience?
ADVOCATE CHRIST MEDICAL CENTER	OAK LAWN	6	2.5	= Same

**Central Line-Associated Bloodstream Infection (CLABSI) Statewide Consumer Report**  
**Reportable Period: January 1, 2024 - December 31, 2024**

***Pediatric Medical/Surgical Intensive Care Unit***

		Number of Events		
Hospital Name	Hospital City	Observed	Predicted	How Does This Facility Compare to the National Experience?
ADVOCATE LUTHERAN GENERAL HOSPITAL	PARK RIDGE	1	1.7	= Same
ANN & ROBERT H LURIE CHILDREN'S HOSPITAL OF CHICAGO	CHICAGO	8	9.2	= Same
ASCENSION SAINT ALEXIUS	HOFFMAN ESTATES	0	Less than 1.0	☆ ZERO Infections
CARLE FOUNDATION HOSPITAL	URBANA	0	Less than 1.0	☆ ZERO Infections
HSBS ST. JOHN'S HOSPITAL	SPRINGFIELD	0	Less than 1.0	☆ ZERO Infections
JOHN H STROGER JR HOSPITAL OF COOK COUNTY	CHICAGO	0	Less than 1.0	☆ ZERO Infections
LOYOLA UNIVERSITY MEDICAL CENTER	MAYWOOD	0	Less than 1.0	☆ ZERO Infections
NORTHWESTERN MEDICINE CENTRAL DUPAGE HOSPITAL	WINFIELD	0	Less than 1.0	☆ ZERO Infections
OSF SAINT FRANCIS MEDICAL CENTER	PEORIA	1	2.2	= Same
RUSH UNIVERSITY MEDICAL CENTER	CHICAGO	1	2.5	= Same
UCHICAGO MEDICINE	CHICAGO	7	4.7	= Same
UI HEALTH	CHICAGO	0	Less than 1.0	☆ ZERO Infections

Central Line-Associated Bloodstream Infection (CLABSI) Statewide Consumer Report  
Reportable Period: January 1, 2024 - December 31, 2024

Pediatric Surgical Intensive Care Unit

		Number of Events		
Hospital Name	Hospital City	Observed	Predicted	How Does This Facility Compare to the National Experience?
SHRINERS HOSPITAL FOR CHILDREN	CHICAGO	0	Less than 1.0	★ ZERO Infections